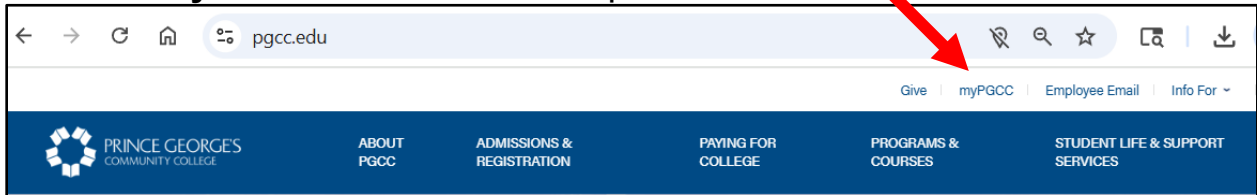


STEP 1:

Access PGCC Website using URL below:
<https://www.pgcc.edu>

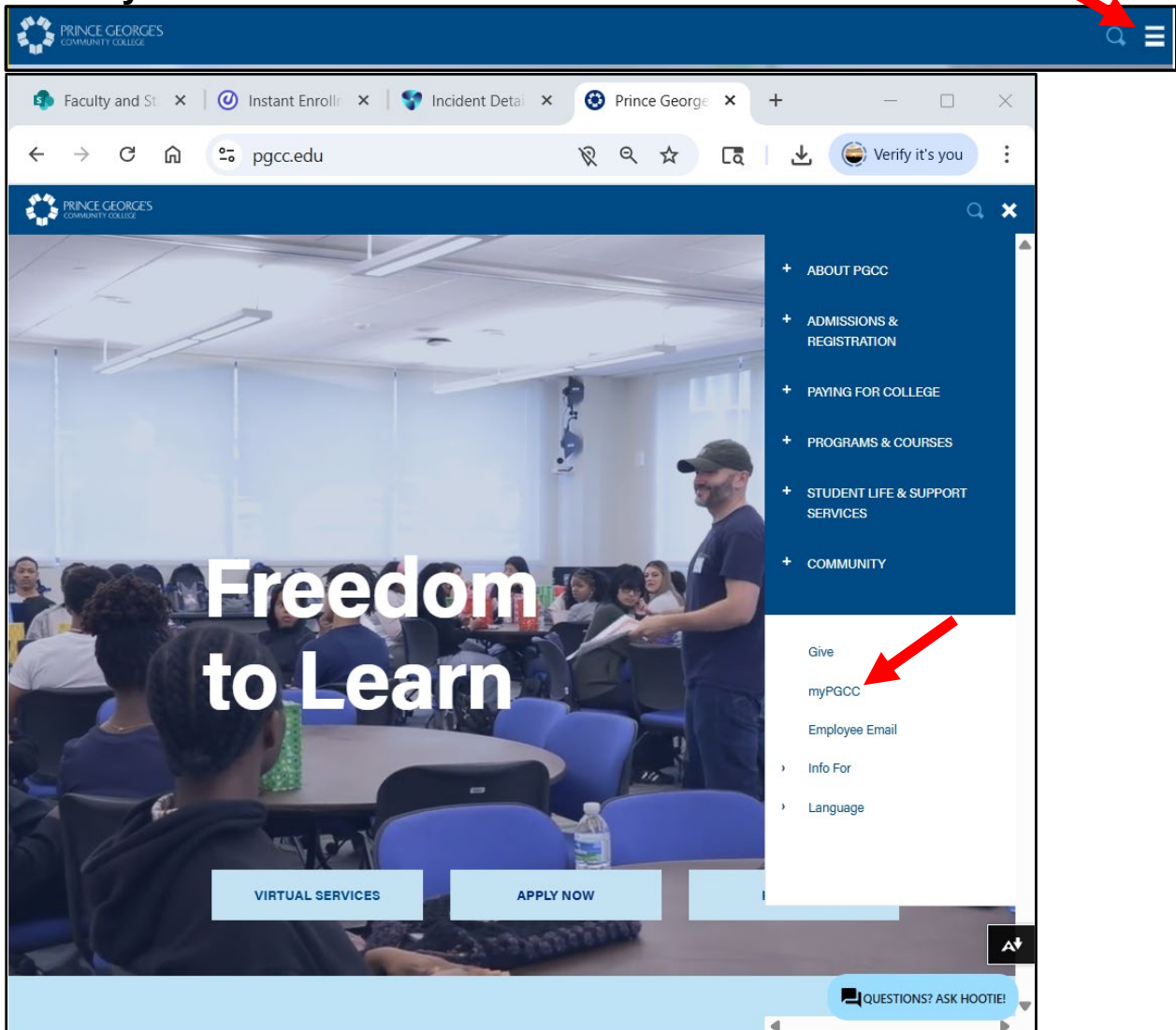
STEP 2:

Click on **“MyPGCC”** located at the top tool bar



OR

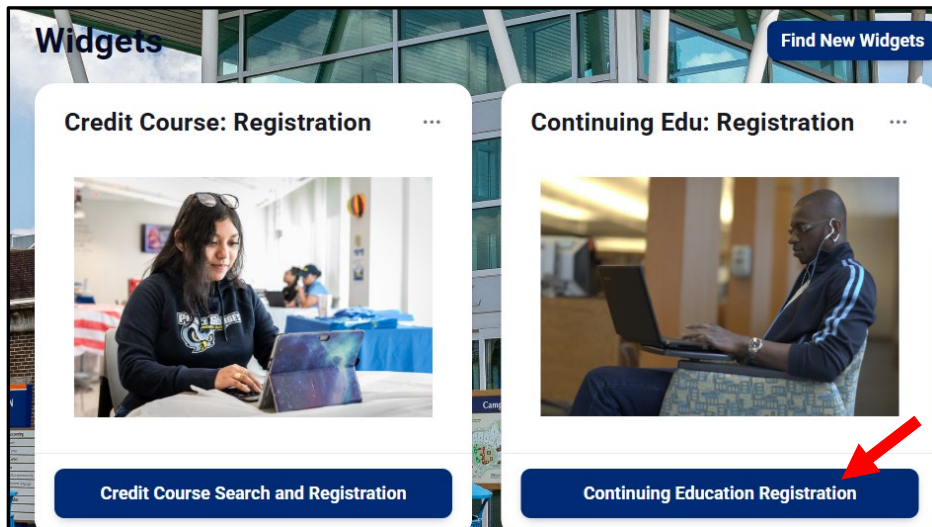
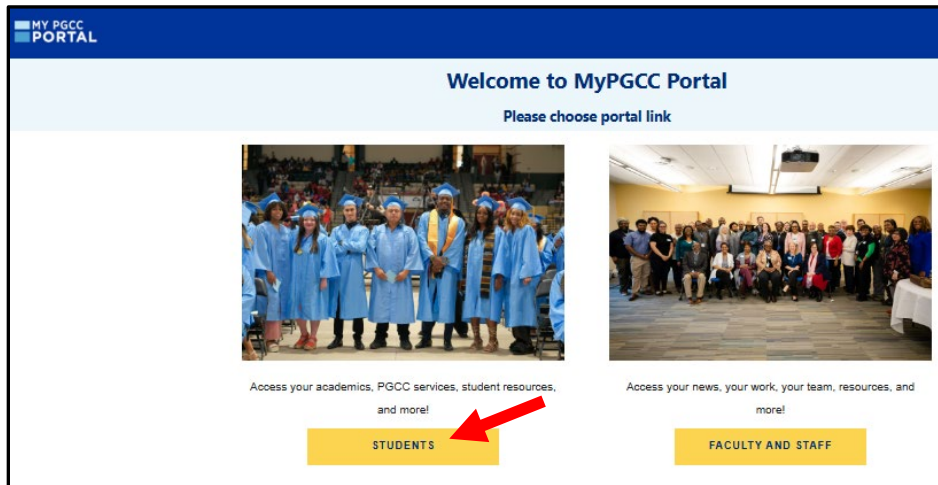
Click on the **“hamburger”** located in the top right corner → scroll down → click **“MyPGCC”**



STEP 3:

Click “**Students**” → Click “**Continuing Education Registration**” widget → Click “**Login to Register**” if you are returning student

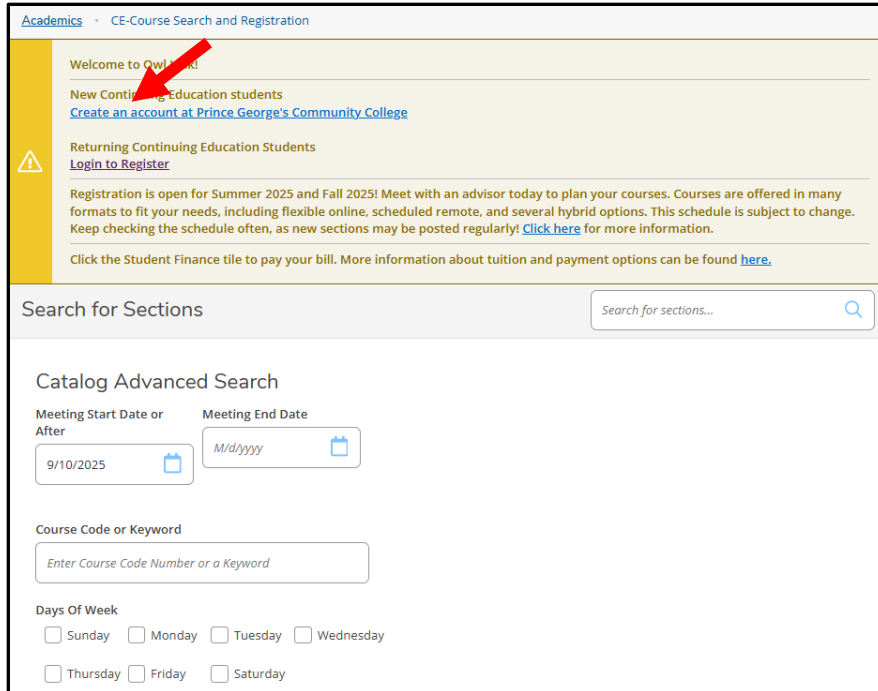
NOTE: *If you are not a returning student and registering for the first time, click “Create an account at Prince Georges Community College”*



Self Service Owl Link

How to Pay for CE Course for WDCE

September 10, 2025



Academics · CE-Course Search and Registration

Welcome to Owl Link!

New Continuing Education students
[Create an account at Prince George's Community College](#)

Returning Continuing Education Students
[Login to Register](#)

Registration is open for Summer 2025 and Fall 2025! Meet with an advisor today to plan your courses. Courses are offered in many formats to fit your needs, including flexible online, scheduled remote, and several hybrid options. This schedule is subject to change. Keep checking the schedule often, as new sections may be posted regularly! [Click here](#) for more information.

Click the Student Finance tile to pay your bill. More information about tuition and payment options can be found [here](#).

Search for Sections

Catalog Advanced Search

Meeting Start Date or After: Meeting End Date:

Course Code or Keyword:

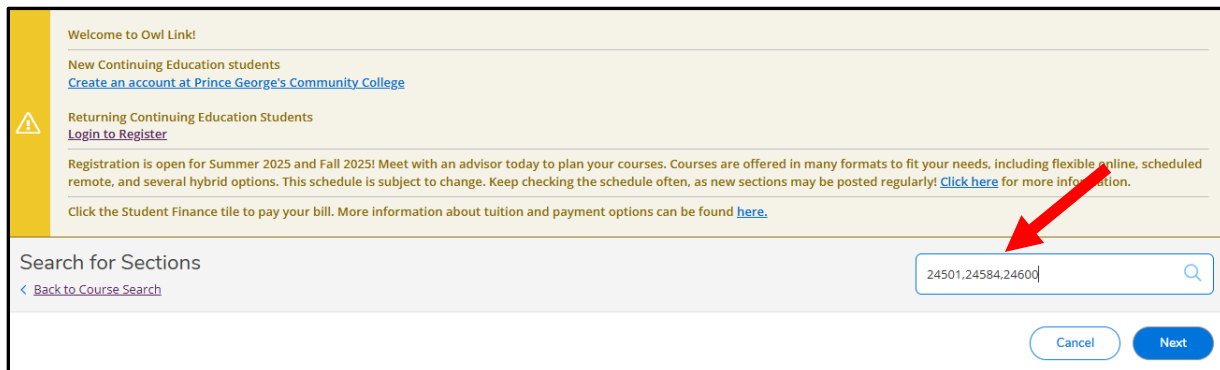
Days Of Week: Sunday Monday Tuesday Wednesday Thursday Friday Saturday

STEP 4:

Type in the section number(s) you are registering for in the “**Search for sections**” box. If you have multiple sections type them in at the same time separated by a comma (e.g.: 23444, 23445, 23446). → Press “Enter”.

NOTE: If you have multiple courses, you **MUST** type all sections in at the same time (see example below). Otherwise, the system will not allow you to add additional sections to your cart if you enter them one at a time.

If you are requesting a scholarship, you will only add and pay for 2 courses using Owl Link (see example below). To register for additional courses via scholarship, contact the WDCE office for assistance.



Welcome to Owl Link!

New Continuing Education students
[Create an account at Prince George's Community College](#)

Returning Continuing Education Students
[Login to Register](#)

Registration is open for Summer 2025 and Fall 2025! Meet with an advisor today to plan your courses. Courses are offered in many formats to fit your needs, including flexible online, scheduled remote, and several hybrid options. This schedule is subject to change. Keep checking the schedule often, as new sections may be posted regularly! [Click here](#) for more information.

Click the Student Finance tile to pay your bill. More information about tuition and payment options can be found [here](#).

Search for Sections

[Back to Course Search](#)

STEP 5:

Self Service Owl Link

How to Pay for CE Course for WDCE

September 10, 2025

Click **“Select”** → Click **“Add Section”** (for each section) → your cart will show all selected courses in green in top right corner → Click **“Next”**

ART-903-24501 (24501)
Design and Production/Crafts/P

[Select](#)

Seats ⓘ	Times	Locations	Instructors
3 / 20 / 0	M 10:00 AM - 12:00 PM 10/6/2025 - 1/12/2026	Online, Zoom TBA Lecture	Vitale-Reddy, C

Section Details

ART-903-24501
Design and Production/Crafts/P (24501)
Fall 2025 C E Semester

Instructors Vitale-Reddy, C (cvitale81166@pgcc.edu)

Meeting Information M 10:00 AM - 12:00 PM
10/6/2025 - 1/12/2026
Online, Zoom TBA (Lecture)

Dates 10/6/2025 - 1/12/2026

Seats Available 8 / 20 / 0

Credits 0 CEUs

Grading Graded, Audit

Requisites None

Course Description Course teaches students the art and business of creating quality craft items for sale and personal use.

Topic SAGE, Arts & Entertainment

Books Total

[Close](#) [Add Section](#)

PRINCE GEORGES COMMUNITY COLLEGE

Academics CE-Course Search and Registration

Welcome to Owl Link

New Continuing Education students
[Create an account at Prince George's Community College](#)

Returning Continuing Education Students
[Login to Register](#)

Registration is open for Summer 2025 and Fall 2025! Meet with an advisor today to plan your courses. Courses are offered in many formats to fit your needs, including flexible online, scheduled remote, and several hybrid options. This schedule is subject to change. Keep checking the schedule often, as new sections may be posted regularly! [Click here](#) for more information.
Click the Student Finance tile to pay your bill. More information about tuition and payment options can be found [here](#).

Search for Sections


[Back to Course Search](#)

[Cancel](#) [Next](#)

- ART-903-24501 (24501) has been added to your cart.
- HES-910-24584 (24584) has been added to your cart.
- HES-914-24600 (24600) has been added to your cart.

STEP 6:
Review your selected course(s) → Click **“Submit”**

New Continuing Education students
[Create an account at Prince George's Community College](#)

 Returning Continuing Education Students
[Login to Register](#)

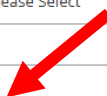
Registration is open for Summer 2025 and Fall 2025! Meet with an advisor today to plan your courses. Courses are offered in many formats to fit your needs, in remote, and several hybrid options. This schedule is subject to change. Keep checking the schedule often, as new sections may be posted regularly! [Click here](#)

Click the Student Finance tile to pay your bill. More information about tuition and payment options can be found [here](#).

Register and Pay for Continuing Education Classes
[Return to Instant Enrollment Course Catalog](#)

Additional Details

Class	Reason for Taking	How You Learned About this Class
ART-903-24501 Design and Production/Crafts/P (24501)	<input type="text" value="Please Select"/>	<input type="text" value="Please Select"/>
HES-910-24584 Healthy Living for Older Adult (24584)	<input type="text" value="Please Select"/>	<input type="text" value="Please Select"/>
HES-914-24600 Healthy Living: Older Adults (24600)	<input type="text" value="Please Select"/>	<input type="text" value="Please Select"/>



STEP 7:

Review your payment summary page → Select **“Payment Method”** →
Click **“Proceed to Payment”** → Click **“Pay Now”** to enter your payment information. You are now registered for classes.

Self Service Owl Link How to Pay for CE Course for WDCE

September 10, 2025

Register and Pay for Continuing Education Classes
[Return to Additional Information form](#)

Pay for Classes

Before registering, you can choose to add/remove classes.

[Add More Classes](#)

Seats	Times	Locations	Instructors
ART-903-24501 (24501) \$55.00 Delete Design and Production/Crafts/P			
10 / 20 / 0	M 10:00 AM - 12:00 PM 10/6/2025 - 1/12/2026	Online, Zoom TBA Lecture	Vitale-Reddy, C

Seats	Times	Locations	Instructors
HES-910-24584 (24584) \$55.00 Delete Healthy Living for Older Adult			
11 / 25 / 0	M 3:00 PM - 5:00 PM 10/6/2025 - 1/12/2026	Online, Zoom TBA Lecture	Gibbons, R

Seats	Times	Locations	Instructors
HES-914-24600 (24600) \$55.00 Delete Healthy Living: Older Adults			
40 / 65 / 0	M/W/F 8:00 AM - 9:00 AM 10/6/2025 - 11/24/2025	Online, Zoom TBA Lecture	Carrington, K

Courses Summary

ART-903-24501 Design and Production/Crafts/P (24501)	\$55.00
HES-910-24584 Healthy Living for Older Adult (24584)	\$55.00
HES-914-24600 Healthy Living: Older Adults (24600)	\$55.00
Total	\$165.00

Payment Details

Click Proceed to Payment to pay the section's cost

Payment Methods *

VISA Charge

[Cancel](#) [Proceed to Payment](#)

NOTE: If you are requesting a scholarship, you will only add and pay for 2 courses using Owl Link (see example below). To register for additional courses via scholarship, contact the WDCE office for assistance.

Payment Review

[Return to Pay for Classes](#)

Item	Amount
ART-903-24501 Design and Production/Crafts/P (24501)	\$55.00
HES-910-24584 Healthy Living for Older Adult (24584)	\$55.00
Total Cost	\$110.00

Payment Method: VISA Charge

[Pay Now](#)